


# HOLIDAY

RAMA DAVI INTERNATIONAL  
SCHOOL



Class : U K G

Children are amazing...cherish them

They are believable...

trust them

They are childlike...

let them

They are energetic...

nourish them

Here now, be with them...

Innocent, delight in them...

Magical, fly with them...



Let's indulge our children in some fun-loving and learning activities meant for children in vacation which are specially designed to reinforce essential skills learnt at school and to help the students establish regular habits.

It's an opportunity for parents to be part of their learning process.



## EXPLORE NATURE

Let's explore nature by accompanying our grandparents/ parents to a morning/ evening walk and observe various animals, birds and plants.

- On the walk, collect dry leaves of varied shapes and be creative with them.
- Make a small nest with dry twigs, branches etc.
- Listen to the various sounds and chirping of birds and try to recognize them.



## FAMILY BONDING TIME

Spend quality time with your family and help them to:

- Lay the table.
- Assist in kitchen.
- Learn 2 new indoor games.
- Use 3 magical words - Thank You, Please, Sorry.



## VISIT TO A VILLAGE

Let's visit a village nearby and know about the roots of our countryside:

- Find out the crops that are grown.
- Sources of water used for cultivation.
- Make one related drawing on A4 sheet.



# GOOD OR BAD CHOICES


Colour the good choices green and the bad choices red.



Listening



Being messy




Helping others



Swinging my chair




Raising my hand



Calling out



Always trying my best



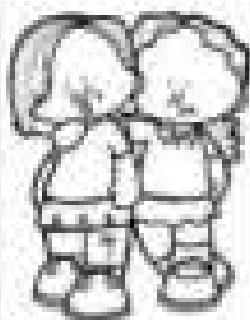
Pushing others




Saying thanks



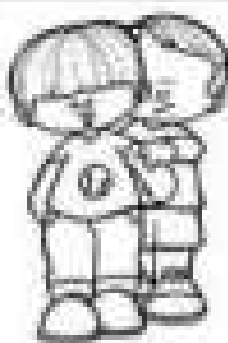
Stealing




Being kind



Following instructions



Hurting others



Not listening



Keeping my things tidy




Throwing things




Sitting nicely in my chair



Bullying



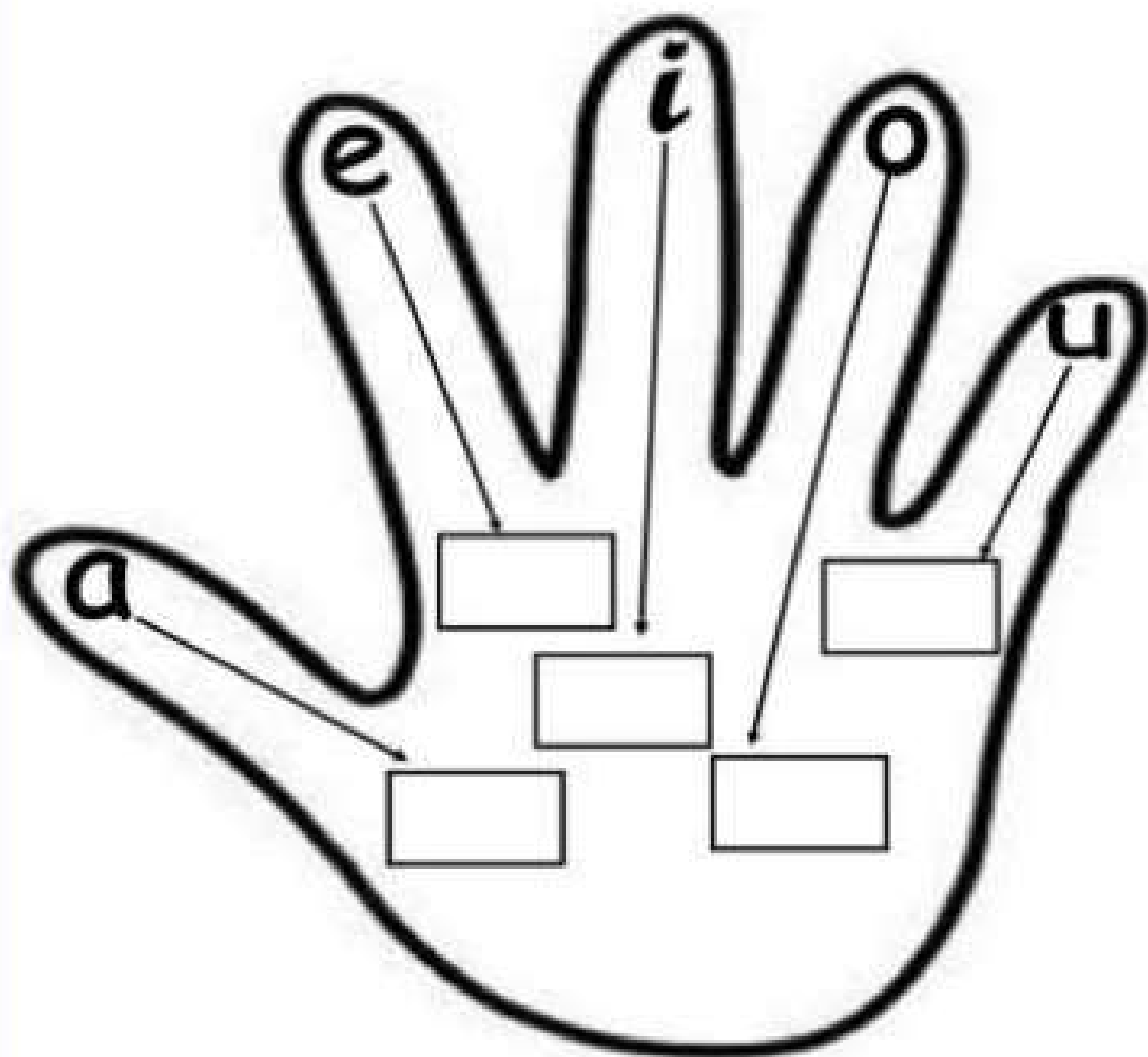
Sharing



Not doing my best work

Choose the correct word and write in  
short vowel hand:-

fig , rod , dad ,  
gun , ten



**COMPLETE THE STORY**  
**BY FILLING IN THE MISSING LETTERS**

One day it was h\_\_t. The  
d\_\_g was s\_\_d. The c\_\_t  
was on the m\_\_t. The  
h\_\_n saw a f\_\_x. Help!  
she cried. The dog and  
the cat h\_\_d in the  
b\_\_n. The hen hid in the  
b\_\_x. The fox fell in the  
p\_\_t. The s\_\_n was hot.

## Cursive Alphabet

Trace the dotted letters and write them in the empty boxes below.

a b c d e f g h i

a b c d e f g h i

j k l m n o p q r

j k l m n o p q r

s t u v w x y z

s t u v w x y z

## Cursive Alphabet

Trace the dotted letters and write them in the empty boxes below.

A B C D E F G H I

A B C D E F G H I

J K L M N O P Q R

J K L M N O P Q R

S T U V W X Y Z

S T U V W X Y Z


## LOOK AND WRITE




Three horizontal lines for writing: a top red line, a middle blue line, and a bottom red line.




Three horizontal lines for writing: a top red line, a middle blue line, and a bottom red line.



Three horizontal lines for writing: a top red line, a middle blue line, and a bottom red line.



Three horizontal lines for writing: a top red line, a middle blue line, and a bottom red line.



Three horizontal lines for writing: a top red line, a middle blue line, and a bottom red line.



# Let's **DO** this!

- **READING TIME (ENGLISH)**

Read a newspaper, find out two and three letter words and cut and paste them in notebook.

- **DODGING (NUMBERS)**

Let's practice dodging (1-150): at least 4 times in notebook.

- **WHAT COMES AFTER (NUMBERS)**

Let's practice what comes after (1-150): at least 4 times in notebook.

- **TIME TO REVISE**

Topics done: 'Myself', 'My Family'



- **FUN WITH SHAPES**

Let's create a jungle scene with the help of shapes on A4 sheet.


## **RHYME TIME**

- Let's learn and recite all the rhymes done in the class.
- Note: Please learn one English/ Hindi rhyme not from the syllabus for the Rhyme Recitation Competition after the summer vacation.











# fun with NUMBERS

## I SPY




© 2015  
TRACY  
CARTER

How Many Do You See?

	_____		_____		_____		_____
	_____		_____		_____		_____

# COLOUR THE FISH AS DIRECTED



## चित्र बनाओ

सड़क	
भवन	
बस	
घर	
वन	

દો/ ત્રીન અક્ષર વાલે  
શબ્દ બનાઓ


ખ	ચ	લ	ર
ક	ટ	મ	સ
ત	થ	પ	બ

શબ્દ

# देखो और लिखो



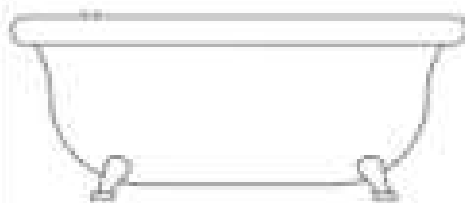
Four horizontal lines for writing, with red lines at the top and bottom, and blue lines in the middle.



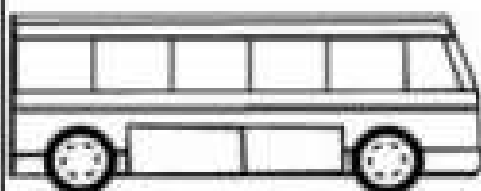
Four horizontal lines for writing, with red lines at the top and bottom, and blue lines in the middle.



Four horizontal lines for writing, with red lines at the top and bottom, and blue lines in the middle.



Four horizontal lines for writing, with red lines at the top and bottom, and blue lines in the middle.



Four horizontal lines for writing, with red lines at the top and bottom, and blue lines in the middle.

अक्षर से शुरू होने वाले शब्द लिखो

न	नल, नट, .....
प	
क	
स	
ज	
म	
च	
ल	

## शब्द पूरे करो

क__श	भग__
__टर	स__क
कल__	ह__न
__गर	कम__
__हद	बत__
र__ड़	ड__र



# HOLIDAY JOURNAL

DATE: \_\_\_\_\_


The  
weather  
was...



I ate...



My favourite thing I did today...



Make drawings

# HOLIDAY JOURNAL

DATE: \_\_\_\_\_

## Vacation planning

I am going  
to...



I am travelling by...



I am going  
with...



I am staying in...



Make drawings

# **Show your creativity**

Example:-



## **Material Required :-**

- Take the printout of the above given picture on a (A4) size paper
- pencil / sharpner
- Glue
- Colour pencils

## **Steps :-**

- 1) Take the picture and stick the pencil shaving on the flowers with glue.
- 2) Colour the rest of the bouquet using colour pencils

# Environmental Activity

## Save tree save earth

- Take a small cup or a pot.
- Fill it with soil and add any type of seed.
- Pour water regularly to it and watch as it grows.
- Name and bring it to school when the school re-opens.



Kindly Note:

School will remain Closed for Summer Vacation from May 20th to June 30th 2025.

The School will reopen on 1<sup>st</sup> July 2025



*HAPPY  
HOLIDAYS*