


**Rama Devi
International School**


SESSION : 2025-26



**Summer
Holiday
Homework**



CLASS - 2



Dear students

Learning is the beginning of wealth. Learning is the beginning of health.


Learning is the beginning of spirituality.

Searching and learning is where the miracle process all begins.

—Jim Rohn

The summer vacation, this time would not be ice creams, candies and cool pools, but time can be utilised in honing skills and interests. It is easy to bloom, then to bud, but you are responsible young members of the nation and it's our duty to follow rules. Here are some holiday activities designed for creative utilisation of time.


Give a flight to your imagination and spend time purposely. This summer vacation the holiday homework so designed by the mentors of the school is a medium for you all to achieve the motto of "Fun and Learn".



REMEMBER

- Neatness and hygiene are part of your routine.
- Holidays homework is a part of subject enrichment and will be assessed on the basis of creativity and efforts of the students.
- It's a perfect time to enhance your speaking skills and vocabulary by conversing in English with your family and siblings.
- Reading is essential for those who seek to rise above the ordinary. Spend your quality time reading purposeful books.
- Schedule your time for activities so that there is no piling up for the last moment.

- Holiday homework should be your authentic creative work.
- HOLIDAYS HOMEWORK (FOR ALL SUBJECTS) MUST BE SUBMITTED AS PER THE MENTIONED DATES.**



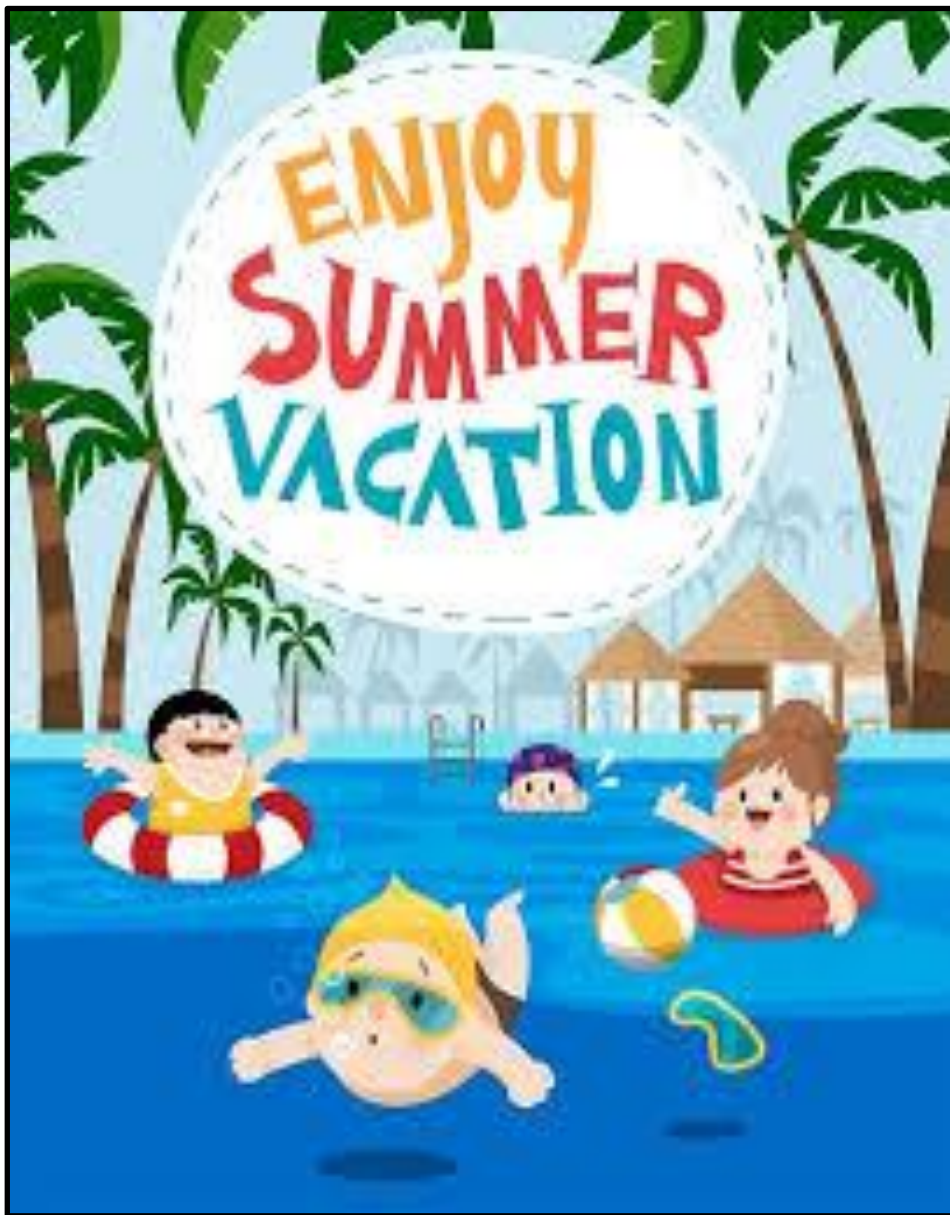
DATE	SUBJECTS
02/07/2025	ENGLISH
03/07/2025	HINDI
04/07/2025	MATHS
07/07/2025	E.V. S
08/07/2025	COMPUTER + G. K

NOTE: The marks of holiday homework will be included in your exam.
Kindly submit the holiday homework on the above-mentioned schedule, later it will not be accepted by the class teacher.

- *Vacations are the best time to relax and enjoy. Summer vacation is the reason behind fun in the sun, beach and shadow of the umbrella.*
- *This is to inform all the students that the summer vacation is going to begin on 20th May, 2025 and will end on 30th June, 2025. The school will reopen on 1st July, 2025*

*We hope you have a fantastic vacation with your family.
 Have a wonderful summer vacation!*





ENGLISH



1. Write few lines about your favorite season.

2. Write the plural form of the given nouns:-

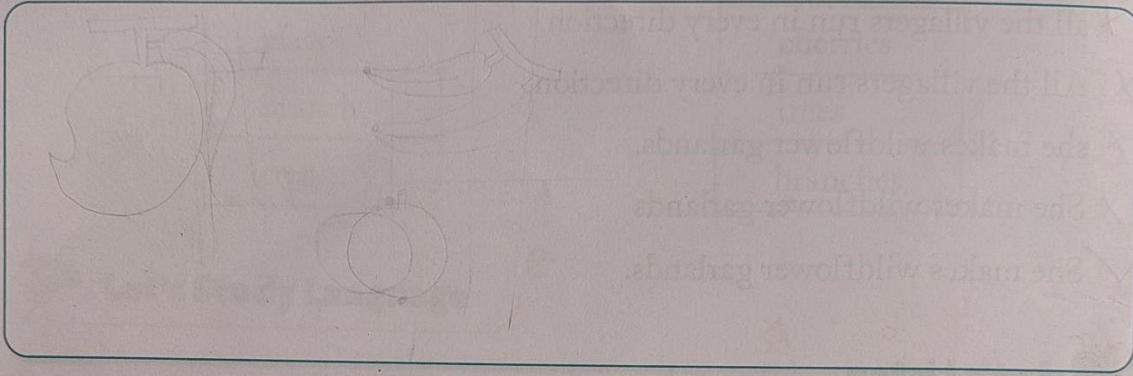
Singular	Plural
Book	_____
Shop	_____
Bush	_____
Dish	_____
Cherry	_____
Fox	_____
Box	_____
Peach	_____
Shelf	_____

Q3. Let's write.

In the story, the elephant loves bananas.

art integration

Name a fruit that you love. Draw it in the space and colour it.



Now, describe the fruit.

cross-curricular EVS

How does it look?

How does it feel?

How does it smell?

How does it taste?

In what season do you get it?

Q4. Look at the picture and answer the question.



1. How do you feel when you see the picture?
2. Describe your feelings.

हिन्दी

ग्रीष्मकालीन अवकाश (गृह कार्य) कक्षा 2

निम्नलिखित कार्य को पूरा करके हिंदी की अलग से कॉपी में लिखें।

- 1) सूरज की किरणों से हमें क्या-क्या मिलता है पता कीजिए और एक सूची बनाइए।
- 2) पुरानी पत्र पत्रिकाओं से ऐसे पांच चित्र काटकर चिपकाइए जो सेहत के लिए खाना अच्छा होता है।
- 3) प्रदूषण के कारण पक्षियों की संख्या बहुत कम होती जा रही है सोचो यदि आकाश में पक्षी ना हो तो क्या होगा।
- 4) ग्रीष्मकालीन छुट्टियां में आप क्या-क्या कर रहे हैं अपना अनुभव लिखें।
- 5) चार्ट पेपर पर हिंदी की गिनती लिखें।

MATHEMATICS

Instruction: Following work to be done in given worksheet, take printout and paste it in mathematics notebook.

Q1. Colour the boxes with the correct answers.

- (a) A number between 141 and 148 (Green)
- (b) A number between 120 and 125 (Yellow)
- (c) The number before 165 (Red)
- (d) The number after 150 (Blue)
- (e) A number between 111 and 116 (Pink)

111	122	151
126	144	164
113	166	149

Q2. Write the place value of each digit in the boxes.

H	T	O	
2	8	9	

Q3. Can you make two different numbers using 8 beads only?

(a)	H T O				(b)	H T O			
Number →									

Q4. Add the numbers.

(a)	T	O		(b)	T	O
	1	6			2	4
	2	2			1	1
+	2	3		+	3	5
(c)	T	O		(d)	T	O
	6	5			6	8
	1	3			2	2
+	1	1		+		3
(e)	T	O		(f)	T	O
	2	2			4	6

	2	3			2	5
+	2	5		+	1	6

Q5. Subtract the numbers.

(a)	T	O		(b)	T	O
	3	9			6	7
–	2	6		–	2	9
(c)	T	O		(d)	T	O
	9	8			6	3
–	3	9		–	2	8
(e)	T	O		(f)	T	O
	9	2			7	8
–	5	8		–	6	9

Q6. Crack this.

If

$$\boxed{\text{chicken}} + \boxed{\text{chicken}} = 10$$

$$\boxed{\text{bird}} + \boxed{\text{bird}} = 20$$


Then,



= _____



= _____


























+



= _____

Q7.If  = 10 then count and write the number and number names.



								Number	Number Names
(a)									
(b)									
(c)									
(d)									
(e)									

Q8. Learn table from 2 to 5.

ART INTEGRATED ACTIVITY (1.4.4)

- Make a handmade abacus model. (Roll no. 1- 7)
- Make a robot model using different shapes. (Roll no. 8-14)
- Make a tree model representing Even and Odd numbers. (Roll no. 15- 21)

Here are some examples which can help you to make the models.



ENVIRONMENTAL STUDIES

- Read chapter no. 4 and 5. Find out any 10 difficult words, learn spell difficult words and write it 2 times in your notebook.
- Write one-page cursive writing daily. (Refer to E.V.S textbook) (To be done in your notebook.)
- Paste the clothes we wear according to seasons. (To be done in scrapbook)
- Paste any five type of houses and write their names in a scrapbook.
- Observe the animated video and understand the concept.
Links are given below:

(Note: Type the URL in the google search and watch the following videos.)

1.Cocoon (Silkworm):

https://youtu.be/XoOV_ym3uRw?si=doLETmN2YDRCOT2X

2.Charkha

[:https://youtu.be/LgMsp-yNlBE?si=aT1lZv-xfK7H_rHp](https://youtu.be/LgMsp-yNlBE?si=aT1lZv-xfK7H_rHp)

3.Uniforms of different occupation:

<https://youtu.be/2wsnUf7v8WQ?si=5RpP97WUAjydVplu>

4.Types of houses:

<https://youtu.be/csVoqwAHHgE?si=e13Lb-wsEugYHN1J>

ART INTEGRATED PROJECT **(ENVIRONMENTAL STUDIES)**

- Make a model of the following according to Roll no. wise.

1.Houseboat (Roll no. 1 to 5)

2.Igloo (Roll no.6 to 10)

3.Stilt house (Roll no. 11 to 15)

4.Mud house (Roll no. 16 to 21)

COMPUTER

- Write and learn 10 difficult words of chapter no.2 and 3 in the computer notebook.
- Paste picture of keyboard and write their names of keys in computer notebook
- Learn **KEY TERMS** and **READ AND LEARN** of chapter no.2 and 3 .
- Read chapter no. 2 and 3
- Learn and write the steps to start and switch off a Computer in your notebook.
- Draw and write differences between Human and Computer in coloured A4 size sheet
- Draw and colour the parts of the computer and label them in a chart paper.

ART INTEGRATED PROJECT **(COMPUTER)**

- Make one model of the following according to roll no. wise.
 - 1.Mouse (Roll no. 1 to 5)
 - 2.Keyboard (Roll no.6 to 10)
 - 3.Speaker (Roll no. 11 to 15)
 - 4.Headphone (Roll no.16 to 21)

GENERAL KNOWLEDGE

- Do chapter no. 6, 7, 8, 9, 10,11 and 12.Learn it also.
- Paste the picture of any 5 water animals and write their names in A4 size coloured sheet.
- Paste the picture of the animals and their babies in A4 coloured sheet.
 - 1.Cow
 - 2.Sheep
 - 3.Horse
 - 4.Dog
 - 5.Duck
- Paste the picture of the 5 leaves of different plants and write their names in a chart paper.

ART INTEGRATED PROJECT
(GENERAL KNOWLEDGE)

- Make a wall hanging craft of your favourite cartoon character.